

N Series

Indoor Commercial LED Display

FOCONO

Your Local
LED
Application



LIGHT AND THINNER




Decrease the transportation and labor cost.

FRONT-ACCESS, MAGNETIC ATTACHMENT



The magnetic module can be taken out within 30 seconds, greatly save the maintenance time.




Front-access


FAST ASSEMBLING



Inside power cable connection change from screw fixture to plug and play;
Only require 1/5 installation time of traditional cabinets.



N series power connect



Traditional power connect


MISTAKE TRACKING SYSTEM



Visible mistake
tracking function.



ZERO NOISE DESIGN



Air fan free to eliminate
noise; Perforated structure
for the rear side to improve
the heat emission.

HIGH REFRESH RATE, 281 TRILLION COLOURS



Vivid picture



High refresh rate

More than 1000Hz refresh rate ;
65536 levels gray scale and 281 trillion colours.

PARAMETERS

Value	N3i	N4i	N5i	N6i	N8i	N10i
Pixel pitch	3mm	4mm	5mm	6mm	8mm	10mm
Brightness	1200 nits	1100 nits	1500 nits	1500 nits	1500 nits	1500 nits
Pixel configuration	SMD	SMD	SMD	SMD	SMD	SMD
Colours	281 trillion	281 trillion	281 trillion	281 trillion	281 trillion	281 trillion
Refresh rate	≥1440	≥1440	≥1440	≥1440	≥1320	≥1440
Pixel matrix per panel	256X256	256X192	192X192	160X160	128X128	96X96
Pixel matrix per sq.m	111111	62500	40000	27778	15625	10000
Viewing angle (H/V)	140/140 deg.	140/140 deg.	140/140 deg.	140/140 deg.	140/140 deg.	140/140 deg.
Power consumption (max/avg)	720/250 W/sq.m	660/230 W/sq.m	490/170 W/sq.m	500/170 W/sq.m	370/120 W/sq.m	520/180 W/sq.m
IP rate	IP40/IP20	IP40/IP20	IP40/IP20	IP40/IP20	IP40/IP20	IP40/IP20
Input voltage (AC)	110/240	110/240	100/240	100/240	100/240	110/240
Panel size(L x W x H)	768X768X90mm	1024X768X90mm	960X960X90mm	960X960X90mm	1024X1024X90mm	960X960X90mm
Panel weight	21kgs	34kgs	30kgs	29kgs	33kgs	28kgs

Applications

Temporary stage, TV studio,
nightclub & bar, theater, school,
conference room, hotel,
shopping mall, events, etc.

